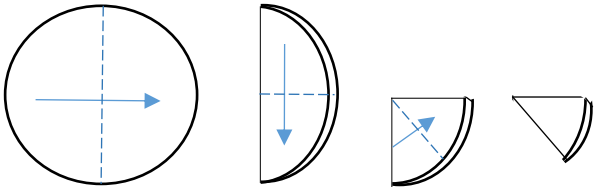

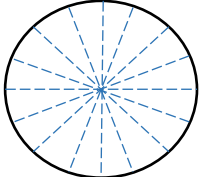
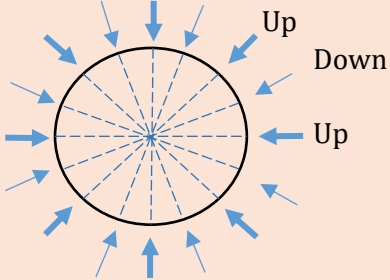


# VALENCIA COLLEGE

## Chemistry

### Lab Technique 23: Fan-Folding a Flat Filter Paper (Video starting at 1:04.)

<p>Fold flat filter paper in half three times to create quadrants of equal size.</p>	
<p>Open once.</p> <p>Then make two more folds by bringing the outer edges into the centerfold.</p>	
<p>Open it completely.</p>	
<p>To create fan-folds, take three fold lines. Push the center fold down and bring the two outer folds together. Repeat all the way around the filter paper until it is completely pleated.</p>	
<p>Open it keeping pleats.</p>	